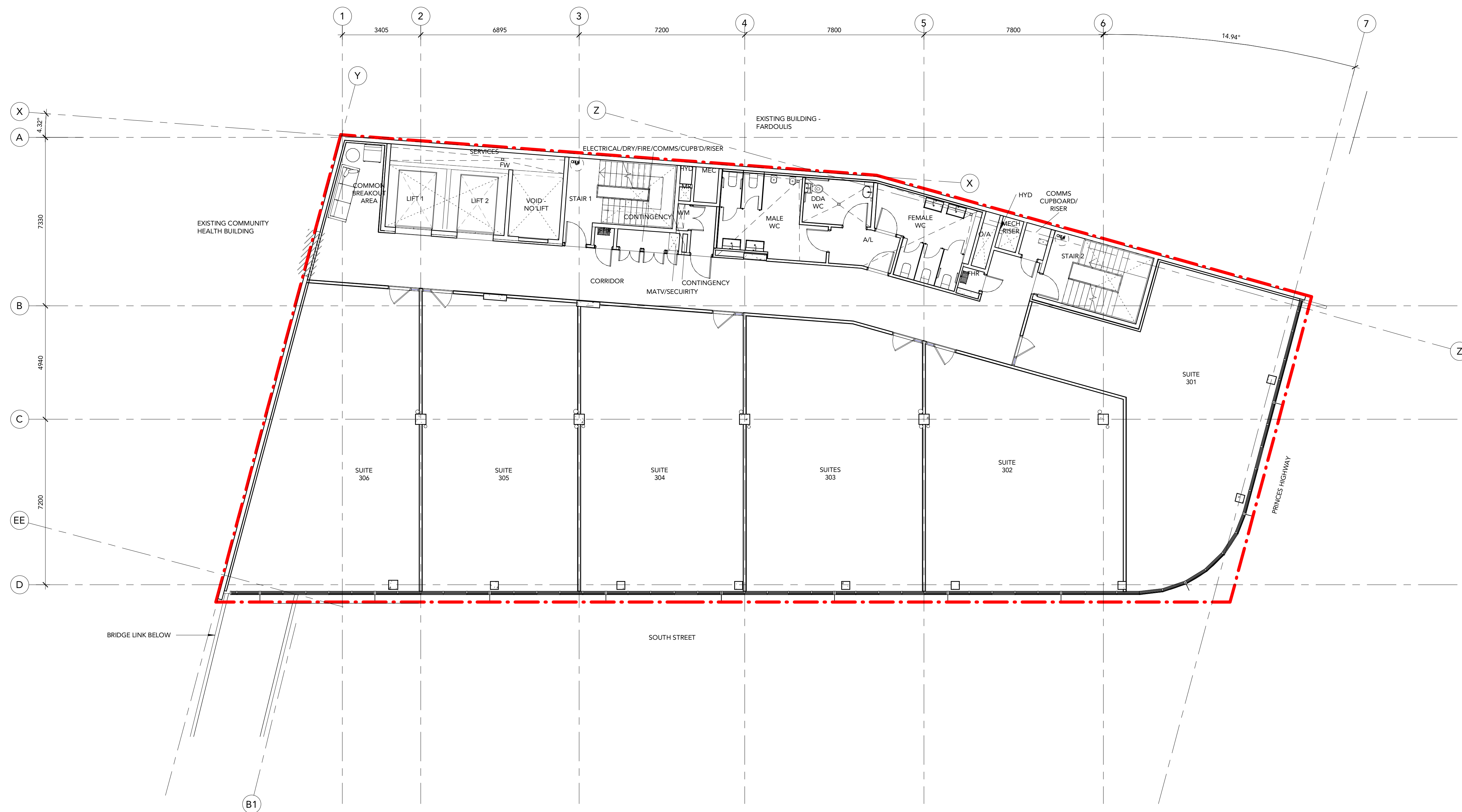



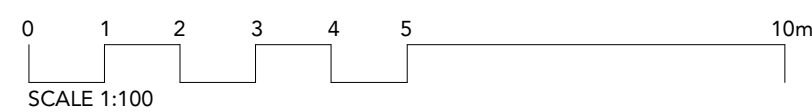
[illegible]

KEY TO ARCHITECTURAL DRAWINGS:

1. ARCHITECTURAL DRAWINGS SHALL BE READ IN CONJUNCTION WITH OTHER CONSULTANT DRAWINGS AND SPECIFICATIONS. ANY DISCREPANCIES SHALL BE REFERRED TO TEAM 2 ARCHITECTS BEFORE PROCEEDING WITH WORK.
2. ALL DIMENSIONS AND LEVELS ARE IN MILLIMETERS UNLESS NOTED OTHERWISE. NO DIMENSION SHALL BE OBTAINED BY SCALING THE DRAWING.
3. ALL DIMENSIONS TO BE CHECKED ON SITE WITH ANY DISCREPANCIES REFERRED TO TEAM 2 ARCHITECTS BEFORE PROCEEDING WITH WORK.
4. ALL WORK TO BE CARRIED OUT IN ACCORDANCE WITH THE REQUIREMENTS OF THE PRINCIPAL CITY/LOCAL AUTHORITY, CURRENT NCC & AUSTRALIAN STANDARDS.



1 TYPICAL FLOOR PLAN LEVEL 3 TO 5  
Scale: 1 : 100



**TEAM**  
ARCHITECTS

SYDNEY MELBOURNE  
701/1 Chandos Street, 313/737 Burwood Road,  
St Leonards NSW 2065 Hawthorn East VIC 3166  
T: +61 2 9437 3166  
E: info@team2.com.au ABN: 72 104 833 507

Project:  
St George Private Hospital  
Specialist Centre  
Crn, South St and Princes Hwy

Title:

TYPICAL FLOOR PLAN LEVEL 3 TO 5

CLIENT SIGN OFF

Signature: \_\_\_\_\_

Name: \_\_\_\_\_

100

Date:

	Proj

732  
Drawn


Rev.

Rev.	<b>B</b>	Scale:	<b>1 : 100</b>
------	----------	--------	----------------

Rev.

